

# UiPath 2020.10 LTS Release Partner Technical Mastermind APAC + INDIA region

## Session 3 of 6: Orchestrator and Cloud Platform 20.10

2<sup>nd</sup> Nov 2020



## 20.10 Partner Enablement Plan







In order to enable partner for the 20.10 release earlier than in previous release we are planning to conduct the following types of Sales and Technical enablement:

Sales Enablement
Partner Mastermind Webinar 14 <sup>th</sup> Oct 2020 ✓
Partner Sales QRTs 5 <sup>th</sup> Nov 2020
Global Partner Webinar 11 <sup>th</sup> Nov 2020

Technical Enablement
Technical Live Session 1.5-2 Hour Sessions for Each Product Family 27 <sup>th</sup> Oct – 12 <sup>th</sup> Nov 2020
Technical Self Learning in Partner Academy
Technical Documentation in Partner Portal



# 2020.10 Launch Partner Tech Mastermind Sessions

Phase	Webinar Topics	Date
 <b>Testing</b>	<p>Explore the enhancements to RPA Testing, Application Testing and Test Manager.</p> <ul style="list-style-type: none"> <li>• Support for custom fields and attachments</li> <li>• Microsoft Azure DevOps connector</li> <li>• Xray connector for Jira</li> <li>• SAP Fiori support</li> <li>• Synthetic Test Data Generator Activity and more...</li> </ul>	<p><a href="#">Register now</a></p> <p>27th October 2020 at 10:00 am IST/12:30 pm SGT</p>
 <b>AI/ML</b>	<p>Manage and Scale with AI.</p> <ul style="list-style-type: none"> <li>• AIFabric (multi-node support with MS Azure AKS, Docker EE, Integration with Data Manager and more)</li> <li>• Document Understanding (UiPath Document OCR enhanced, automatic model retrain and more)</li> </ul>	<p><a href="#">Register now</a></p> <p>28th October 2020 at 10:00 am IST/12:30 pm SGT</p>
 <b>Cloud Services</b>	<p>Start Instantly and Scale Faster with new and improved Automation Cloud, Insights and Orchestrator</p> <ul style="list-style-type: none"> <li>• SOC 2 type 1 certification</li> <li>• Cloud Robots on Azure and AWS</li> <li>• Customer Table Monitoring and Management</li> <li>• Enhanced modern folder and more</li> </ul>	<p><a href="#">Register now</a></p> <p>2nd November 2020 at 10:00 am IST/12:30 pm SGT</p>
 <b>Process Understanding</b>	<p>Accelerate automation journey with Process Discovery with enhanced feature</p> <ul style="list-style-type: none"> <li>• More deployment option (MSI)</li> <li>• Action Centre and Robot Integration</li> <li>• SAP Connectors and more</li> </ul>	<p><a href="#">Register now</a></p> <p>3rd November 2020 at 10:00 am IST/12:30 pm SGT</p>
 <b>Apps</b>	<p>Get introduced to the low code application builder</p> <ul style="list-style-type: none"> <li>• App Studio</li> <li>• App Runtime user experience</li> <li>• Single click deployment and more</li> </ul>	<p><a href="#">Register now</a></p> <p>9th November 2020 at 10:00 am IST/12:30 pm SGT</p>
 <b>Desktop Products</b>	<p>Improve Productivity with smarter Robots for each persona. Deep dive into the enhanced feature of Studio Family and UiPath Assistance</p> <ul style="list-style-type: none"> <li>• Modern UI Automation</li> <li>• Unified Recorder</li> <li>• Enhanced governance</li> <li>• Customised input arguments and more</li> </ul>	<p><a href="#">Register now</a></p> <p>12th November 2020 at 10:00 am IST/12:30 pm SGT</p>

## Speakers and Panellists



**Mounika Tanguturi**  
**Senior RPA Engineer**



**Jyoti Raghav**  
**Senior Pre-Sales Engineer**



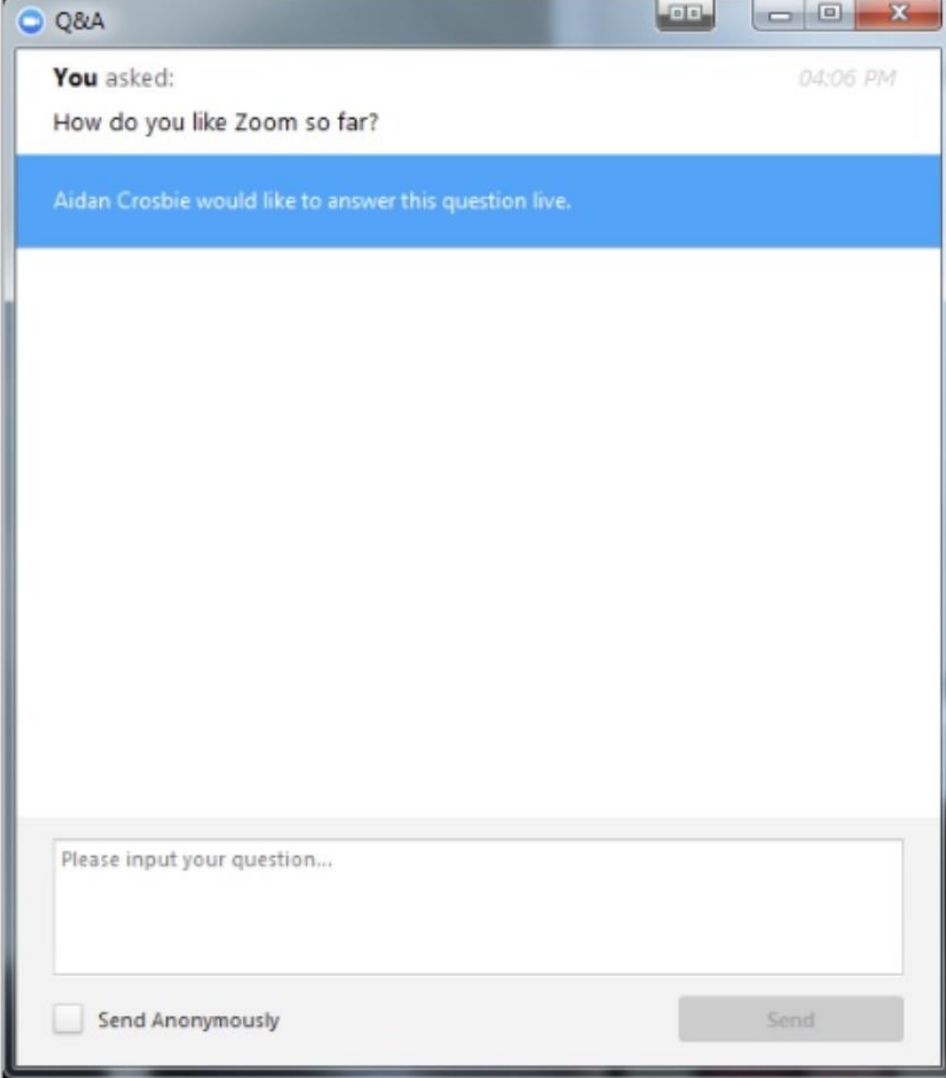
**Suyash Awasthi**  
**Senior RPA Developer**

# Quick Housekeeping notes

- Please enter your question in the Q&A box.
- We will address the questions along the way, at the end of the presentation or by follow up email.

## FAQ: Is this webinar recorded?

Yes, this webinar is recorded and will be shared in Partner Portal or a dedicated webpage.

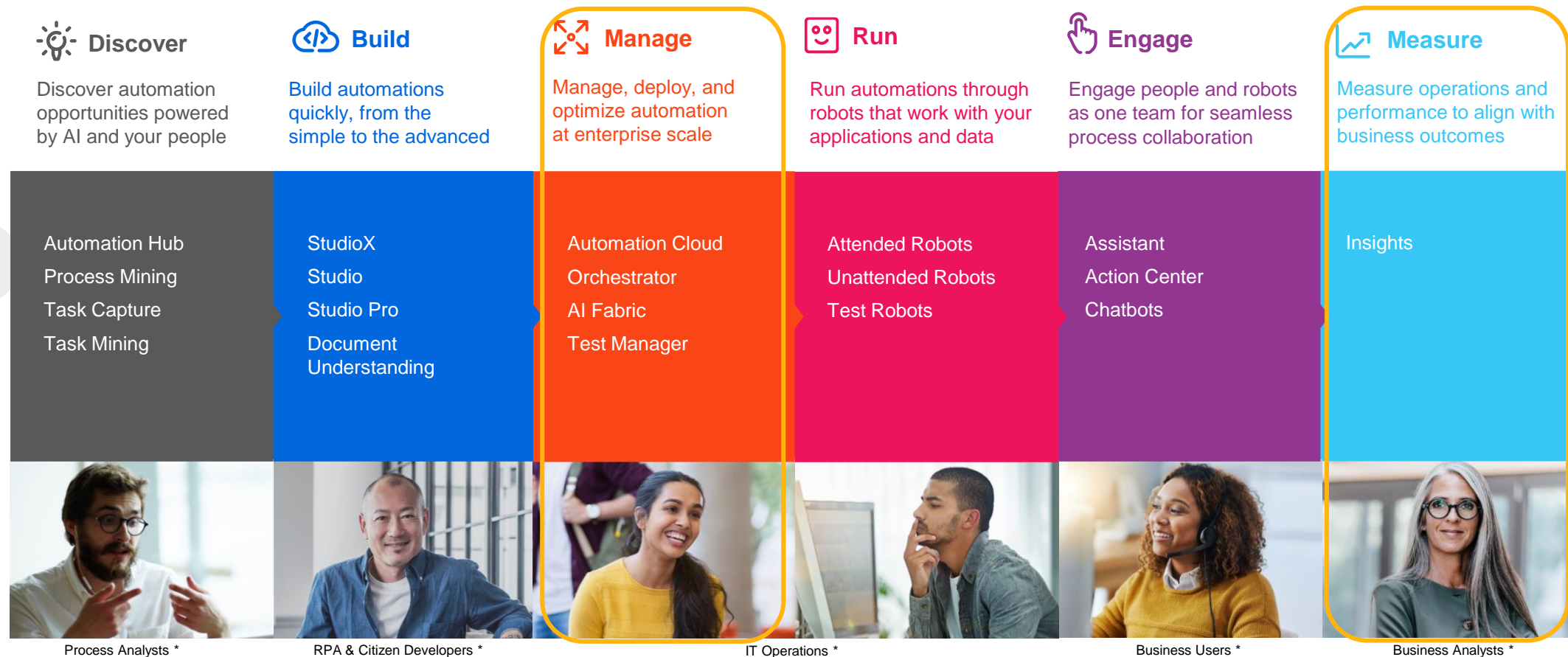


The screenshot shows a window titled "Q&A" with standard Windows window controls (minimize, maximize, close). Inside the window, the text "You asked:" is followed by the question "How do you like Zoom so far?" and a timestamp "04:05 PM". Below this, a blue banner states "Aidan Crosbie would like to answer this question live." The main area of the window is empty. At the bottom, there is a text input field with the placeholder "Please input your question...". Below the input field, there is a checkbox labeled "Send Anonymously" and a "Send" button.

# Agenda

- 01** Automation Cloud
- 02** Orchestrator
- 03** Insights
- 04** Additional Resources
- 05** Q&A

# You're hyperautomation-ready with the **UiPath Platform**



## The Automation Lifecycle

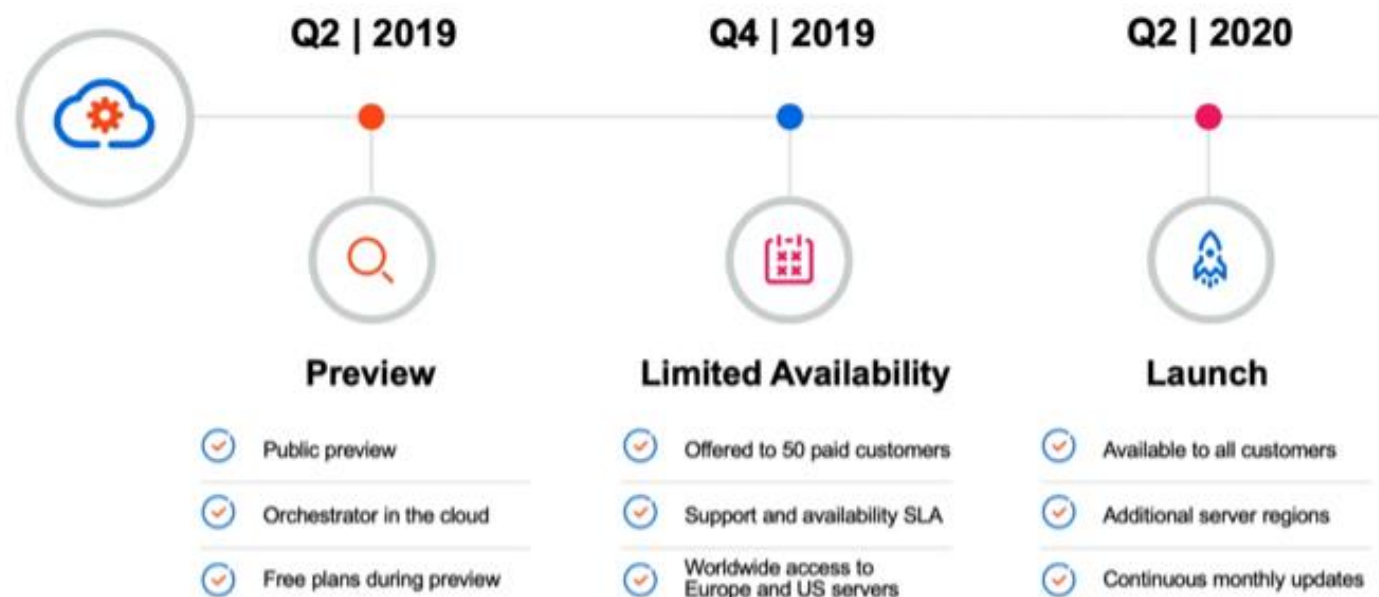
\* Example roles



# Automation Cloud



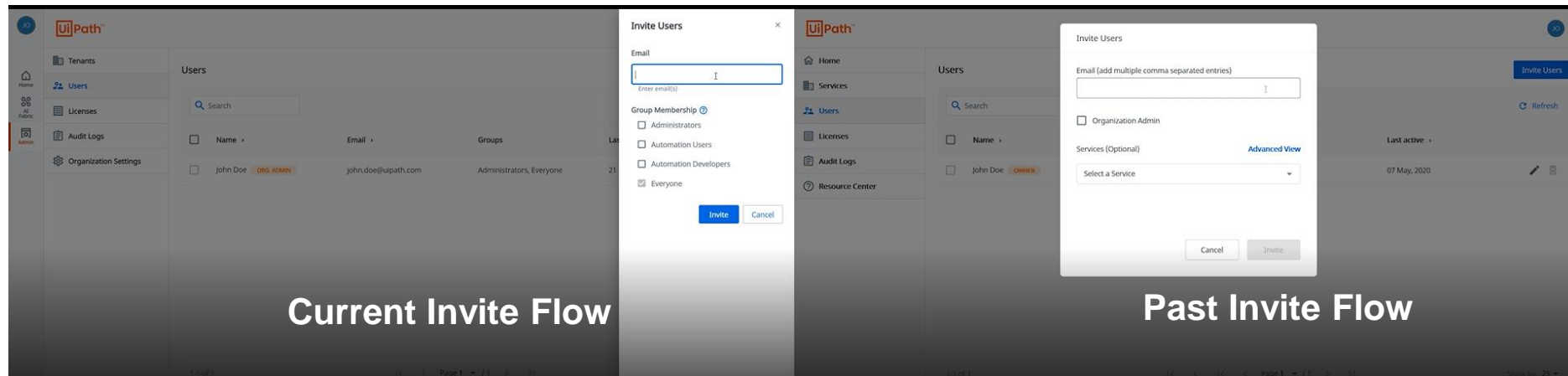
# Where are we now?



# Updates from 20.4 to 20.10

## Access Control Model Facelift

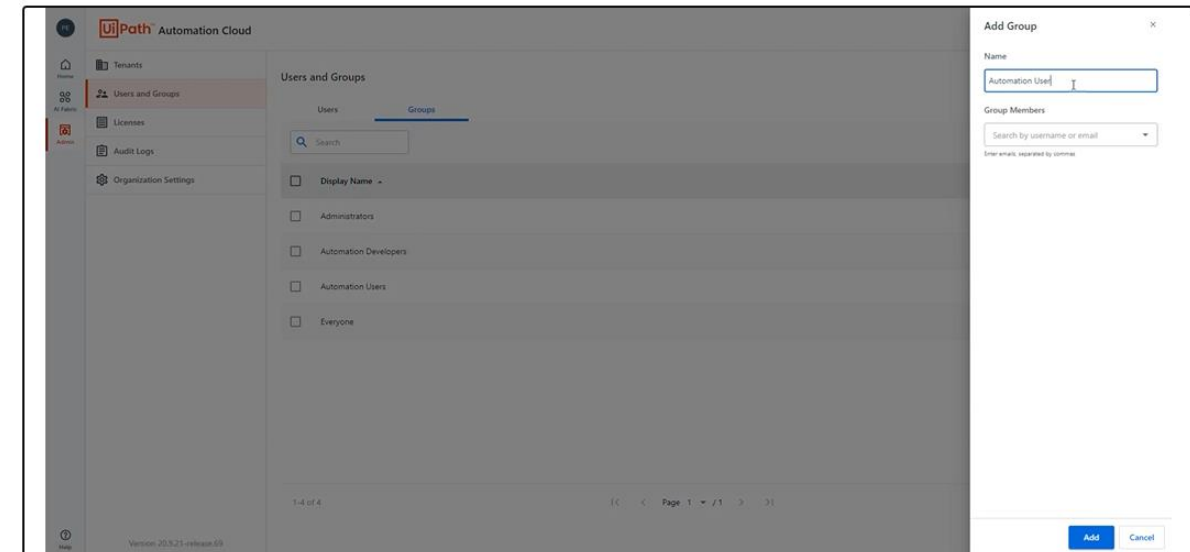
Continuous quest to provide effortless usage of Automation Cloud led to the makeover of our access control model. This brings a couple of changes in user management, nothing scary, just a couple of touch-ups meant to ease the entire experience, starting from inviting a user into your organization, ending with granting them specific access levels.



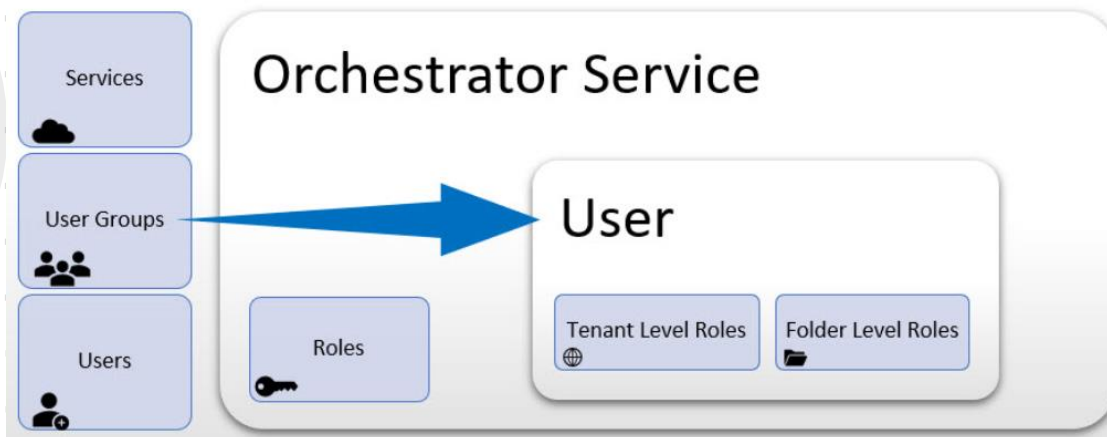
# Updates from 20.4 to 20.10

## Custom User Groups Creation

The entire process involves creating the group in Automation Cloud and customizing the full set of permissions for it using roles in Orchestrator. The access level of a user is relative to the group membership and relative to the permission configuration made for that group in Orchestrator services.



## Automation Cloud Portal

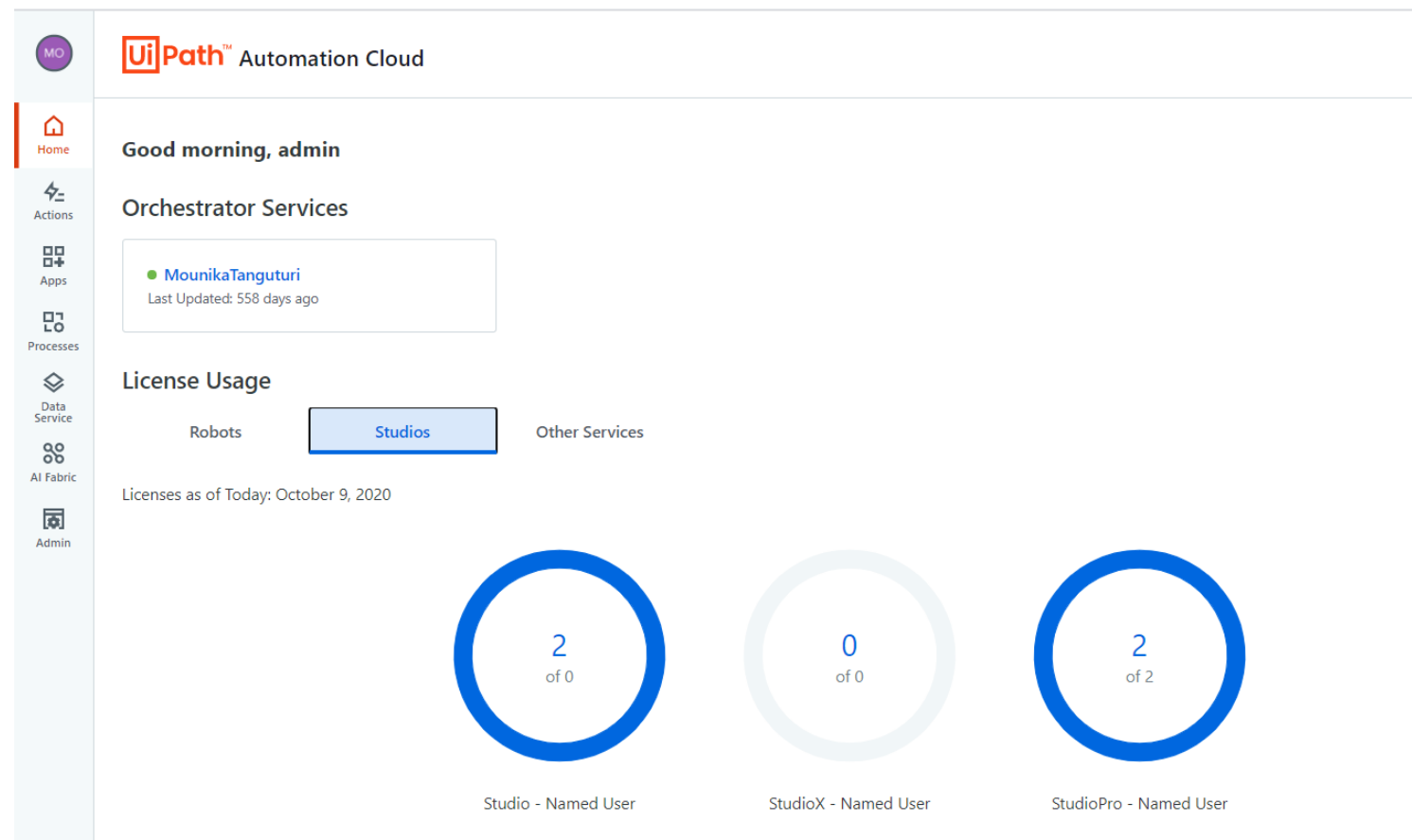


# Updates from 20.4 to 20.10

## Left Navigation Bar

Navigation bar makes it easier to navigate through Cloud Portal, as its sections allow for grouping the features based on your role

Adding AI Fabric, Apps, Processes etc.,.



# Demo





# Orchestrator

# What's new?

**UI Design**

**Modern Folders  
Enhanced**

**Personal  
Workspaces**

**UiPath Orchestrator 20.10 “Hero  
Features”**

**Manage &  
Governance  
PWs**

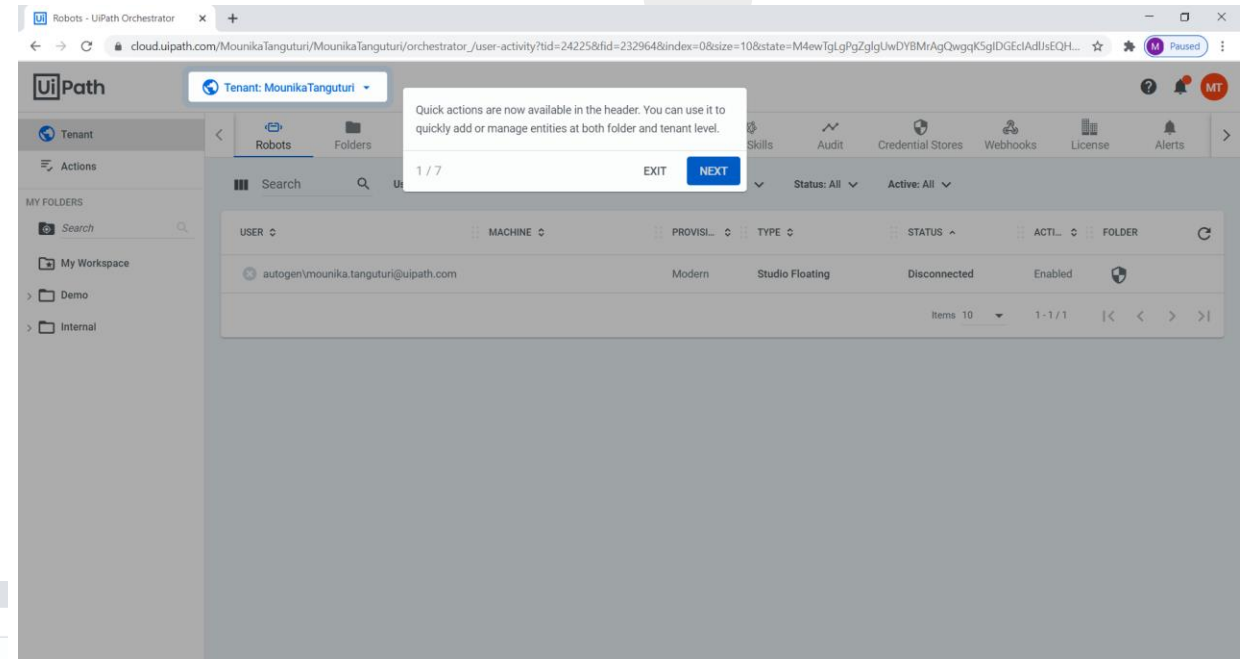
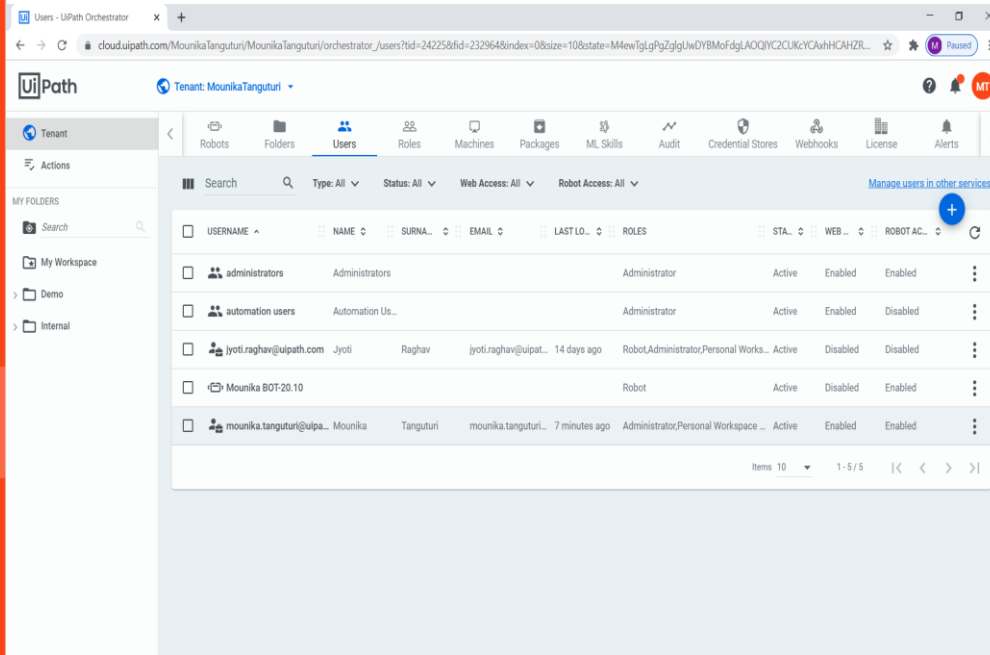
**Interactive  
Authentication**

**Best of the rest**

# Orchestrator UI Re-design



# Welcome Tour



# Revamped UI

# Modern Folders

# Modern Folders

What is it?

A different way to run unattended processes in modern folders

Who needs it?

Users with large unattended deployments

Customer benefits

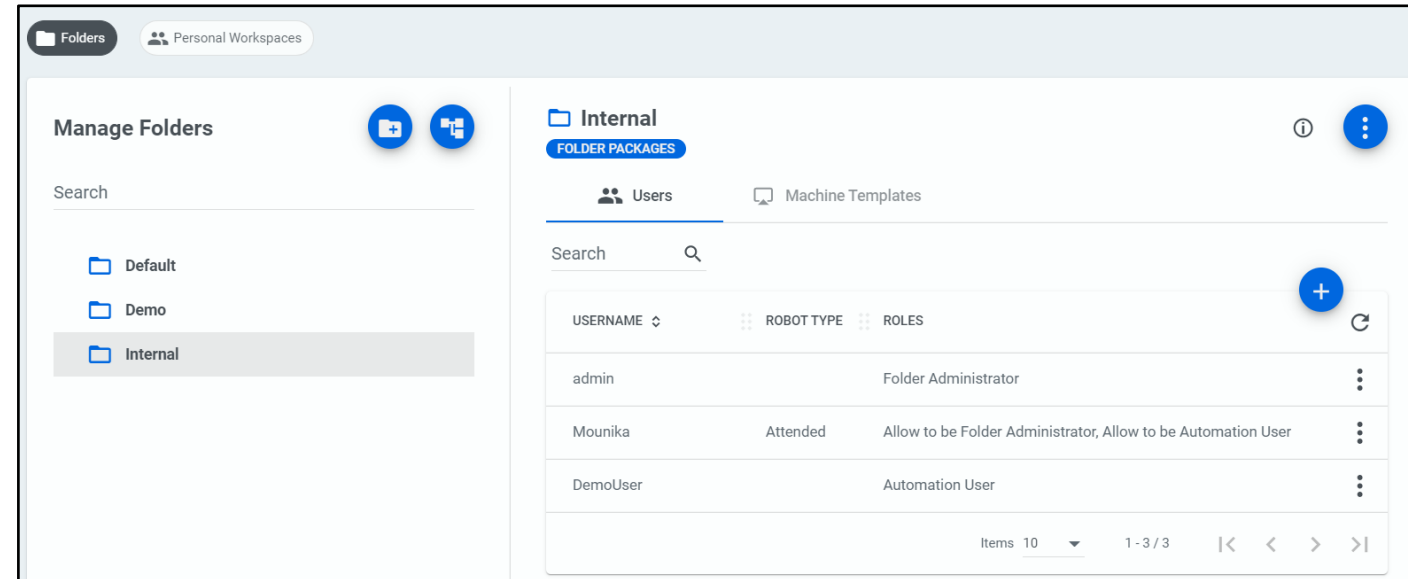
Centralized governance, easy provisioning, management and easiness of running jobs

# Modern Folders

Hierarchical folder that contains entities (process, assets etc.,)

Provide fine grained permissions on folders with permission inheritance


Processes are automatically deployed to users granted rights to their folder



# Enhancements in Modern Folder

- Modern Folders for both Attended and Unattended
- Deprecate Classic and have Modern Folder only setup
- Migration from Classic to Modern
- Asset per user
- Activate and Deactivate a classic robot





**Orchestrator Manager**  
Solution

**Description** Media (11) Reviews (6) Questions (4)

**Summary:** A tool to help Orchestrator administrators to perform bulk operations on entities like Assets, Environments, Machines, Processes, Users, Robots, Organization Units, Folders, Queues and Packages.

★★★★★

Version: 2.0.0 [\[View History\]](#)  
Updated: October 30th, 2020  
Published: March 19th, 2020  
Downloads: 303  
Industry: Information  
Process: Information Technology  
Language compatibility: Visual Basic  
Tags: api, assets, Machines, Migration, orchestrator, packages, queues, Robots

[Sign in / Sign up](#)

[Bookmark](#)

[Community Support](#)


As RPA implementations scales, there are situations that require the manipulation of a large number of Orchestrator entities. Although Orchestrator's web interface provides a user-friendly way to see, create, edit and delete such entities, it can become a limiting factor if many operations need to be done in a short amount of time.


Orchestrator Manager is a tool that leverages Orchestrator's API to manipulate entities (Assets, Environments, Machines, Processes, Users, Robots, Organization Units, Folders, Queues and Packages) with data defined in Excel workbooks. It provides flexible and easy bulk operations on entities, enabling efficient solutions for situations that include:

- Registering a large quantity of users that obtain access to Orchestrator, including the specification of different roles and assignment to different Classic Folders (Organization Units).
- Migration from development environment to test environment or production environment.
- Setting temporary passwords for a group of users according to security policies.
- Provisioning of a large number of recently robots purchased for a particular company department.

**Details**

**Producers**

 **Antoine Chaussin**  
RPA Developer

 **UiPath**

**Benefits**

Help Orchestrator administrators decrease the time spent in regular data manipulation tasks and increase their overall efficiency.

**Compatibility**

UiPath Automation Cloud and on-premises Orchestrator versions:

- Orchestrator 2018.4 with Organization Units enabled
- Orchestrator 2019.4 with Organization Units enabled
- Orchestrator 2019.10
- Orchestrator 2020.4

Home

Automations

Robots

Environments

Monitoring

Queues

Assets

Storage Buckets

Testing

Action Catalogs

☰

Search

🔍

Machine: All

User: All

Type: All

Hosting Type: All

Environments: All

Status: All

Active: All

☐

NAME

↕

⋮

MACHINE

↕

⋮

USER

↕

⋮

TYPE

↕

⋮

ENVIRONMENTS

⋮

STATUS

⬆

⋮

ACTIVE

↕

⌛

☐

✔

Mounika BOT-2...

LAPTOP-HFBMIEPR

laptop-hfbmiepr\mounika tanguturi

●

Studio

Dev

Available

🔴

🔵

⋮

Items 10

1 - 1 / 1

⏪

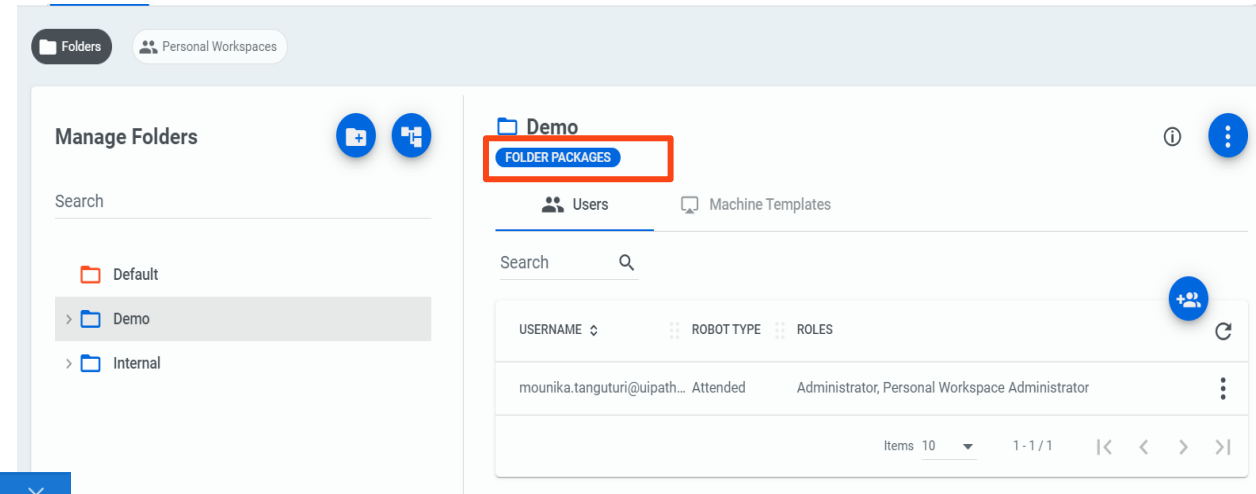
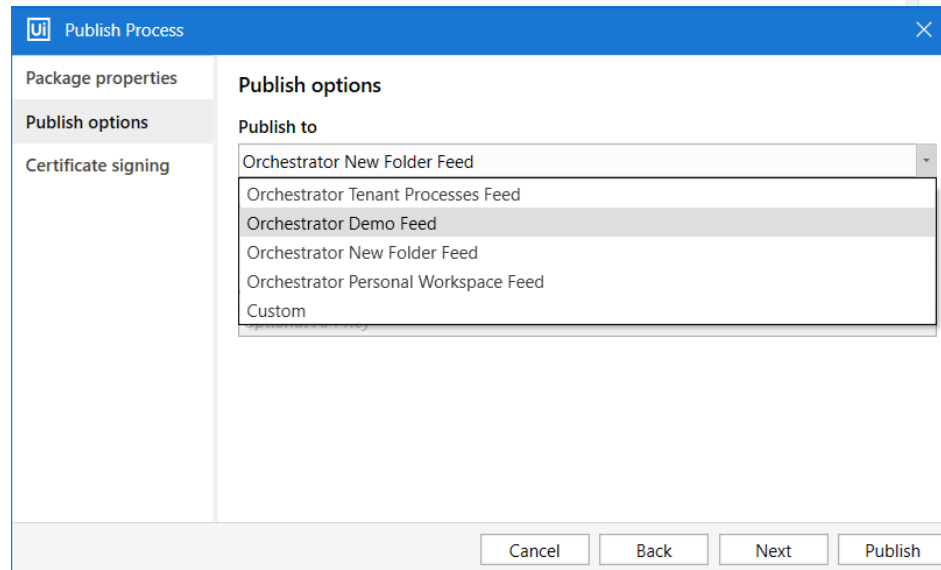
⏴

⏵

⏩

# Package feed per Folder

- Publish package only to assigned folder
- Available only for Modern folders



# Demo





# Personal workspaces



# Personal workspaces

What is it?

Personal folder automatically created for each attended user

Who needs it?

Citizen developers and RPA developers

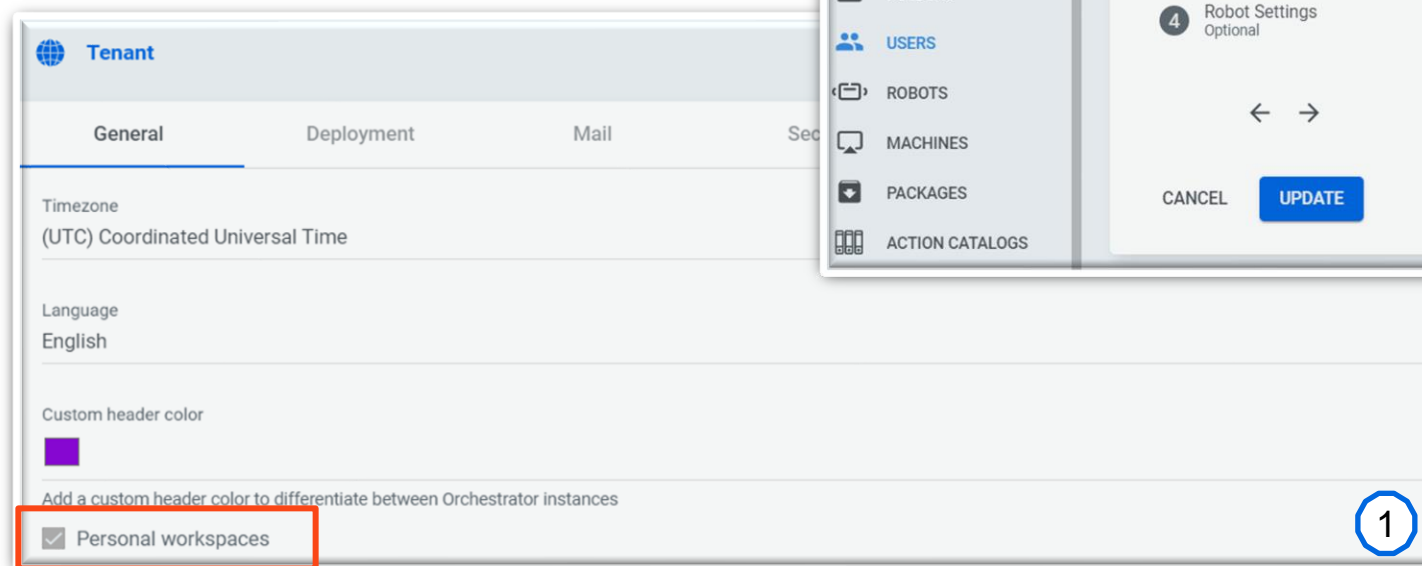
Customer benefits

Governance, easy onboarding of citizen developers, easy for users to test workflows created by them

# Configurations

In order to enable the **Personal Workspaces** functionality, you need to make configurations on the following 2 Levels:

1. Tenant
2. User



**Tenant**

General Deployment Mail Sec

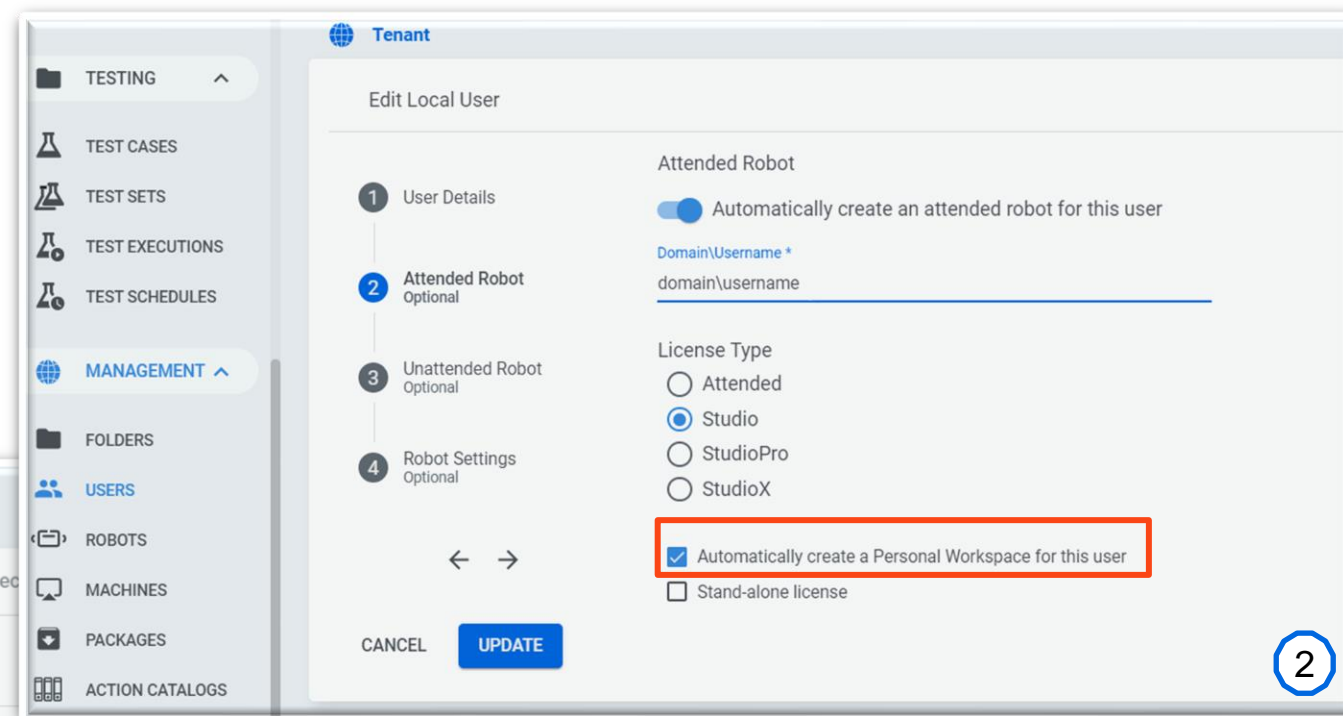
Timezone  
(UTC) Coordinated Universal Time

Language  
English

Custom header color  
[Color Picker]

Add a custom header color to differentiate between Orchestrator instances

☒ Personal workspaces



**Tenant**

Edit Local User

1 User Details

2 Attended Robot Optional

3 Unattended Robot Optional

4 Robot Settings Optional

Attended Robot

☒ Automatically create an attended robot for this user

Domain\Username \*

domain\username

License Type

☐ Attended

☒ Studio

☐ StudioPro

☐ StudioX

☒ Automatically create a Personal Workspace for this user

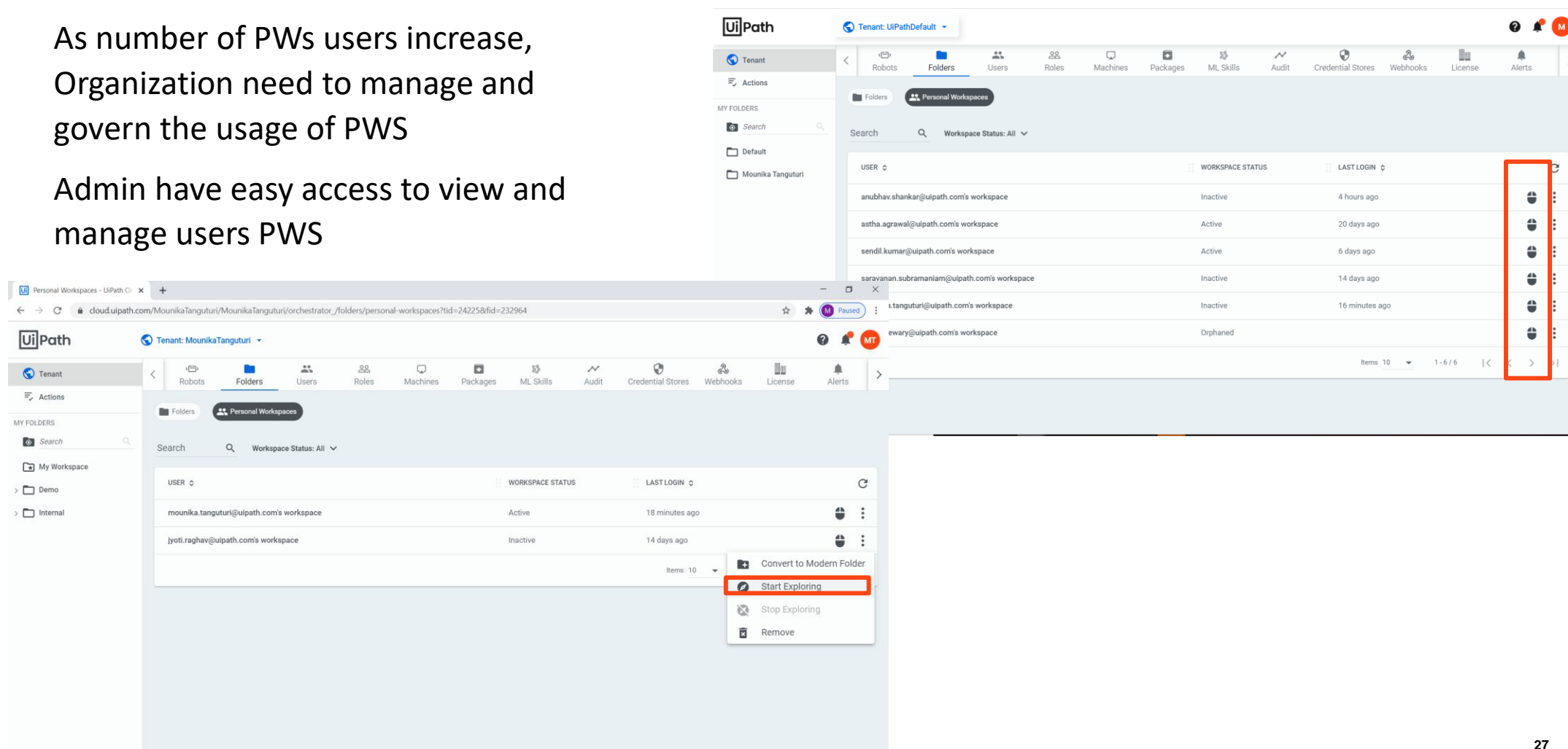
☐ Stand-alone license

CANCEL UPDATE

# Manage & Governance

As number of PWs users increase,  
Organization need to manage and  
govern the usage of PWS

Admin have easy access to view and  
manage users PWS



The top screenshot shows the 'Personal Workspaces' section in the UiPath interface. It displays a table with columns for USER, WORKSPACE STATUS, and LAST LOGIN. A red box highlights the action icons (a robot head and a vertical ellipsis) for each user row.

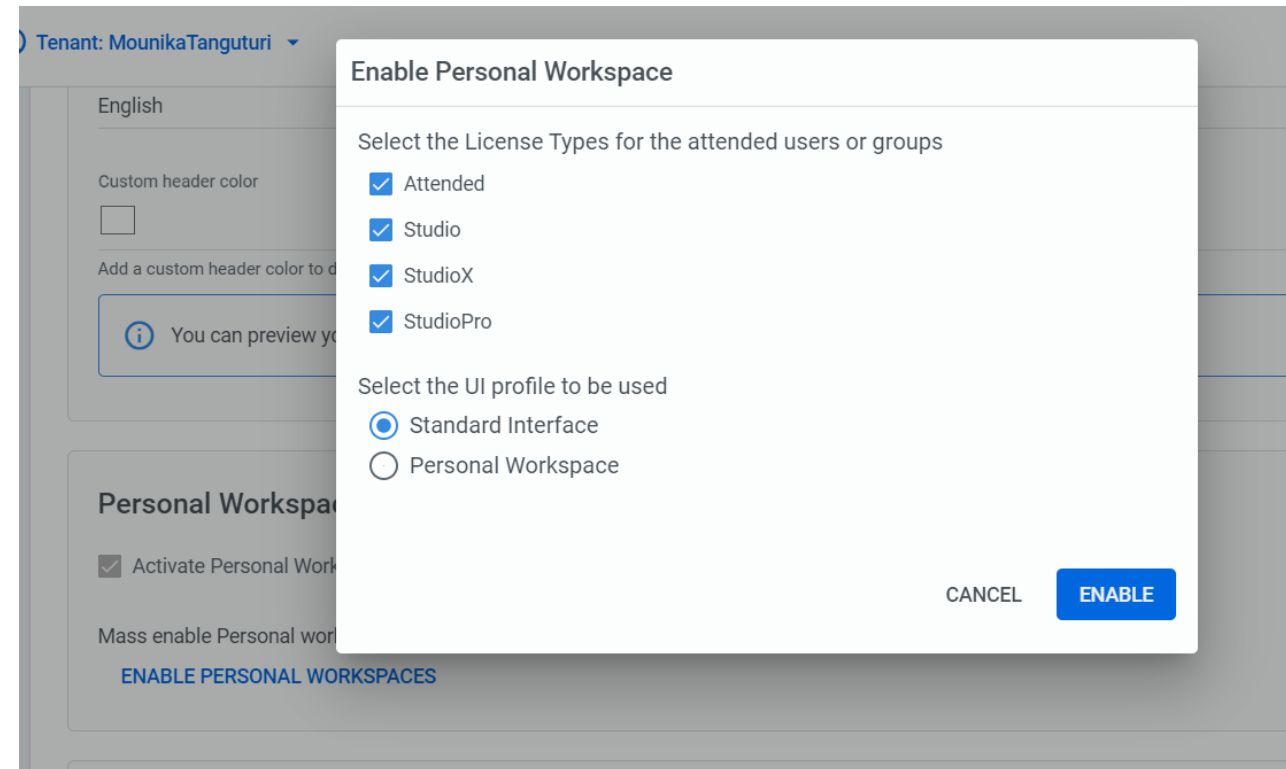
USER	WORKSPACE STATUS	LAST LOGIN
anubhav.shankar@uipath.com's workspace	Inactive	4 hours ago
astha.agrawal@uipath.com's workspace	Active	20 days ago
sendil.kumar@uipath.com's workspace	Active	6 days ago
saravanan.subramaniam@uipath.com's workspace	Inactive	14 days ago
t.tanguturi@uipath.com's workspace	Inactive	16 minutes ago
ewary@uipath.com's workspace	Orphaned	

The bottom screenshot shows the 'Personal Workspaces' section for a specific user, 'MounikaTanguturi'. It displays a table with columns for USER, WORKSPACE STATUS, and LAST LOGIN. A context menu is open for the workspace 'mounika.tanguturi@uipath.com's workspace', showing options: 'Convert to Modern Folder', 'Start Exploring' (highlighted with a red box), 'Stop Exploring', and 'Remove'.

USER	WORKSPACE STATUS	LAST LOGIN
mounika.tanguturi@uipath.com's workspace	Active	18 minutes ago
jyoti.raghav@uipath.com's workspace	Inactive	14 days ago

# Mass Enable PWs

- Enable PWs to all attended users or Groups
- Option to select required license type
- Selection of desired UI Type



# Demo

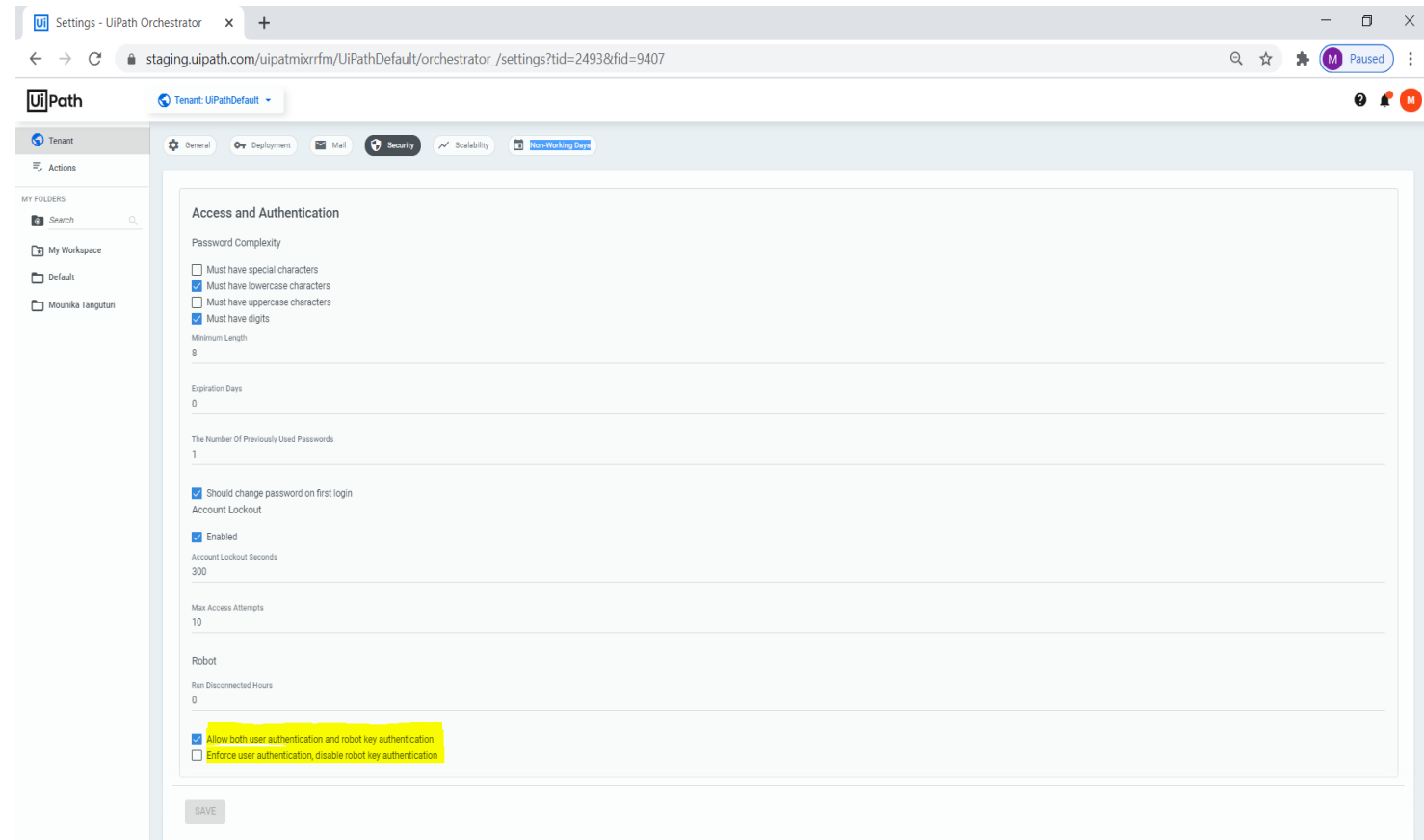




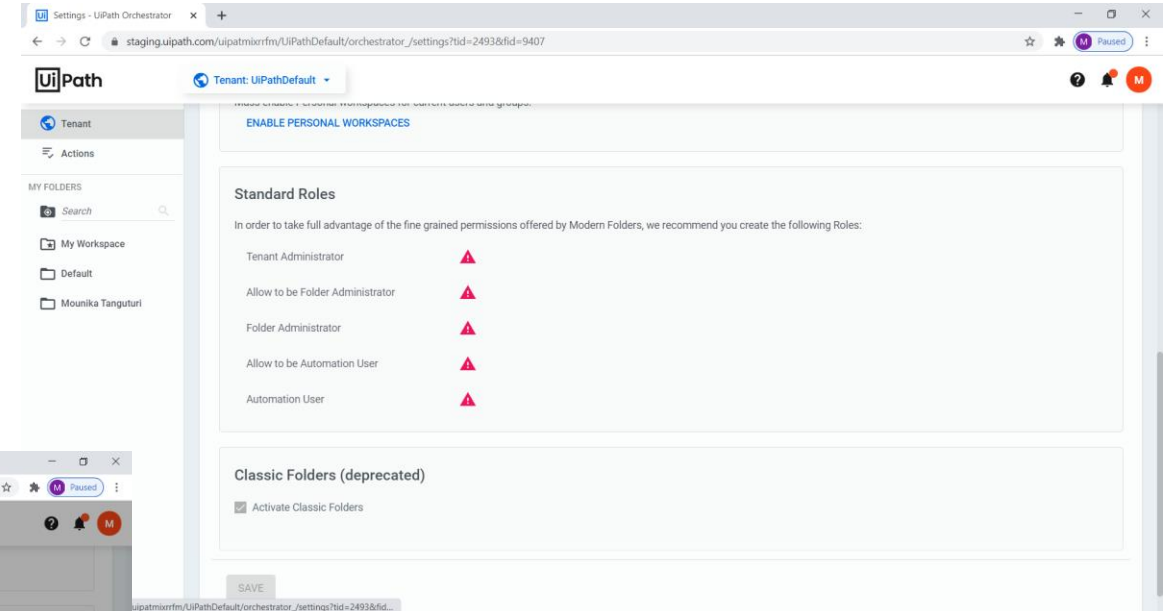
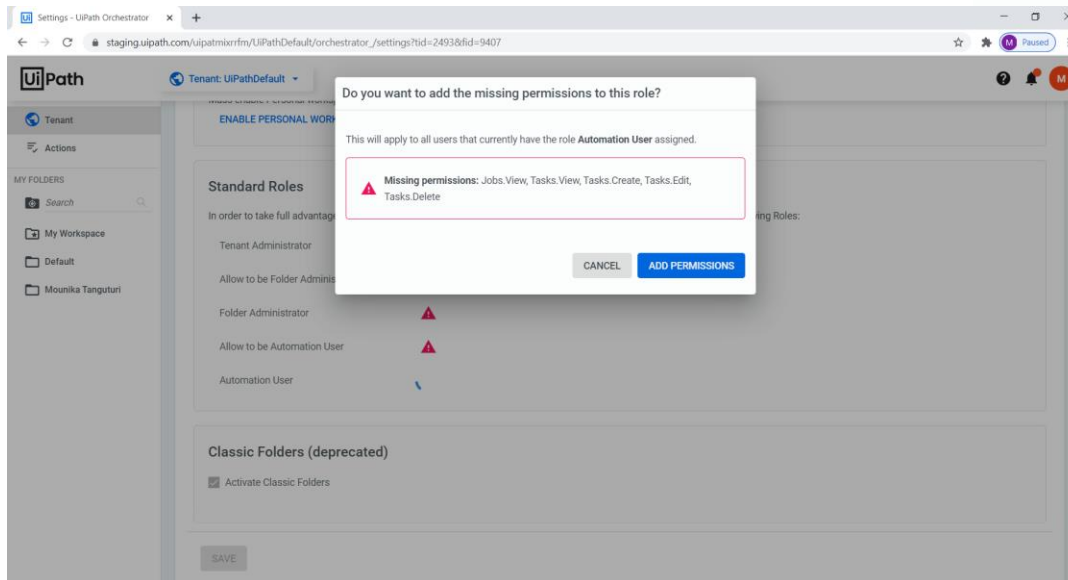


# Enable Interactive Authorization option in orchestrator

- Orchestrator signals to Robot to do interactive authentication
- Both robot key authentication and interactive authentication works. This enables gradually upgrading the robot clients and allow both older clients and new clients work



# Allow user to add missing permissions to predefined modern roles







# Insights

# Objectives



## What is It?

**Insights** is an embedded analytics solution that measures, reports and aligns end-to-end RPA Operations with strategic business outcomes.



## Who Needs It?

Customers who are looking to gain visibility into the **performance and business impact** of their automations in order to:

- Track, measure and forecast automation performance
- Optimize RPA deployments
- Calculate automation ROI
- Inform business & process owners
- Guide future automation investments



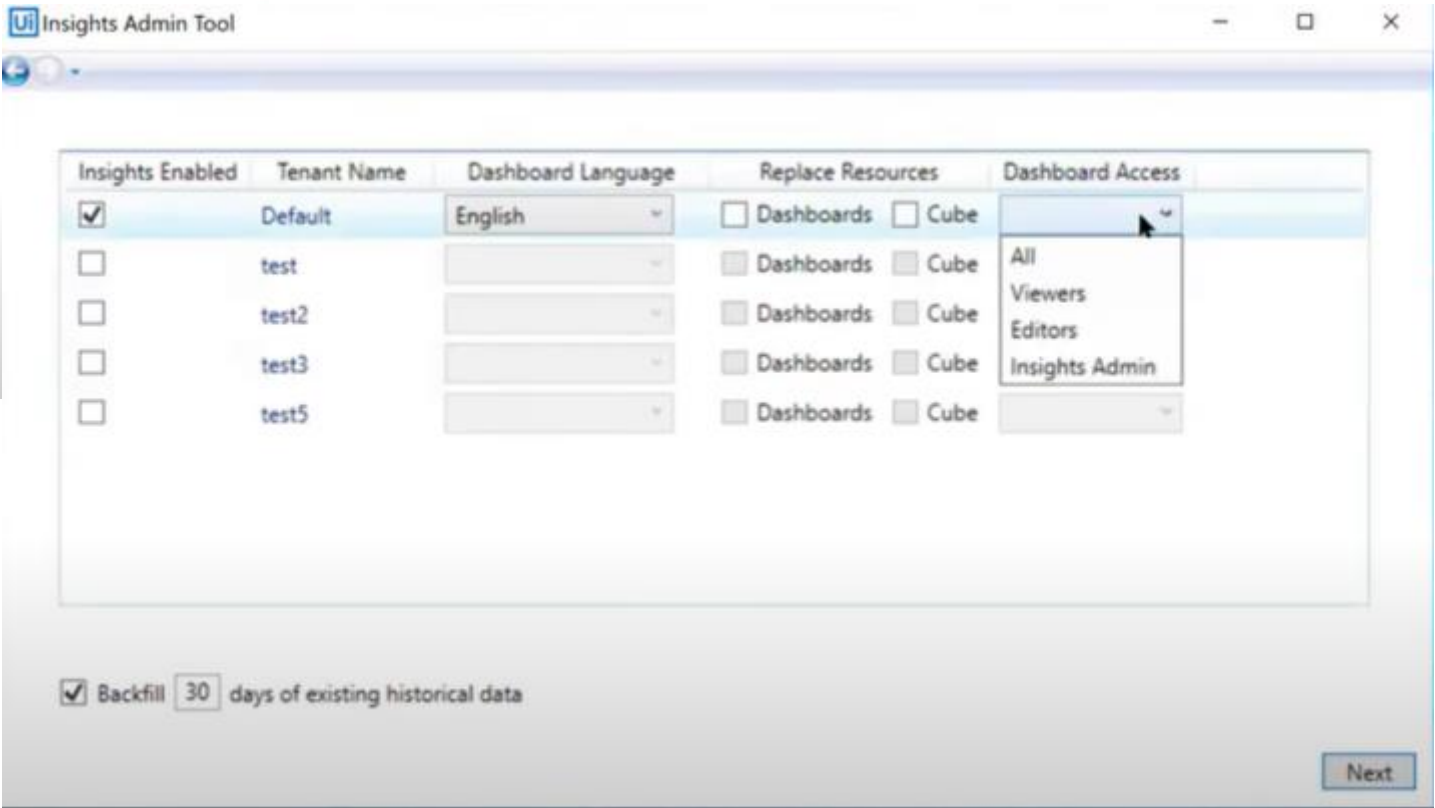
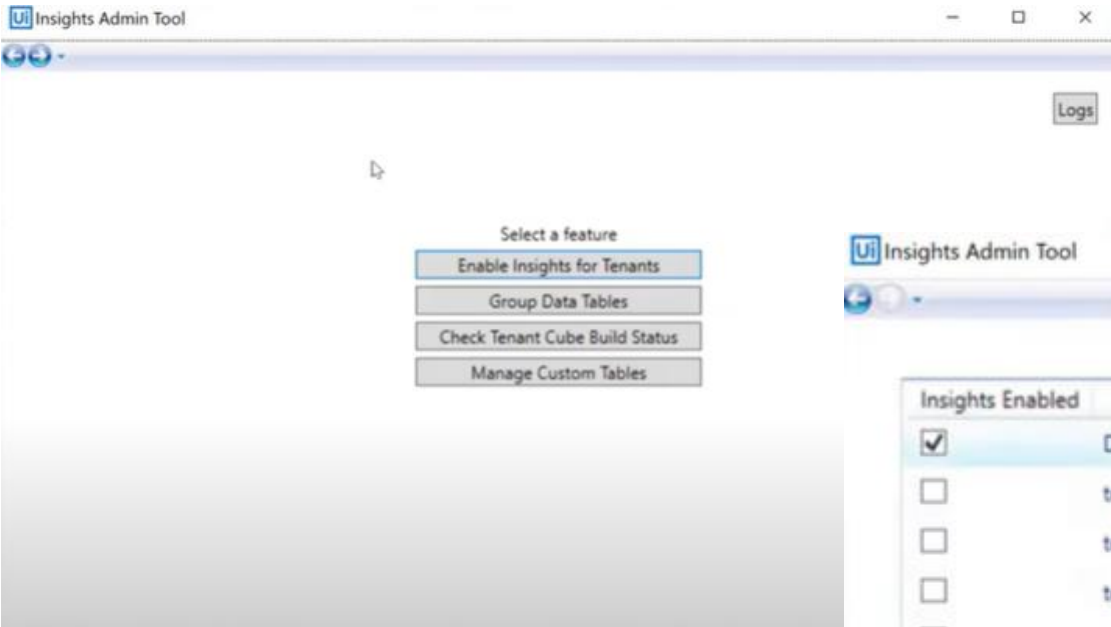
## Customer Benefits

- **Operational Awareness** – Intelligent, actionable performance tracking of RPA deployments
- **Embedded Analytics** – Enabled through the Orchestrator interface; no required integrations
- **Business KPIs** – Measure specific, definable KPIs for data-driven benefit/business impact calculations
- **Shareable Insights** – Exportable dashboards to support organization-wide decision making. Schedule email or PDF reports for automatic distribution

# Updates in 20.10

1. Dashboard Management
2. Custom Table Management
  1. Whitelisting processes/queues
  2. Custom table alert threshold

# Dashboard Management



# Custom Table Management

## - Whitelisting processes/queues

**For fresh 20.10 deployments,**  
Custom tables are created for  
processes and queues that have  
been added to a list in the Insights  
Admin tool.

**for existing customers upgrading  
from older versions,** will  
automatically add all  
processes/queues for which they  
have custom tables to the list.

UiPath Insights Admin Tool

Select Tenant: Default

Whitelisted Table Count For Current Tenant: 64

Group Table Count For Current Tenant: 0

### Manage tables for Processes

Whitelisted	Folder Name	Process Name	Grouped
<input type="checkbox"/>	Default	18_prep	
<input checked="" type="checkbox"/>	Default	AddAdditional	
<input checked="" type="checkbox"/>	Default	BlankProcess1	
<input checked="" type="checkbox"/>	Default	complete_mui	
<input checked="" type="checkbox"/>	Default	complete19_p	
<input checked="" type="checkbox"/>	Default	complete21_p	
<input checked="" type="checkbox"/>	Default	CompleteTran	
<input checked="" type="checkbox"/>	Default	create_multi_s	
<input checked="" type="checkbox"/>	Default	createerror_pr	

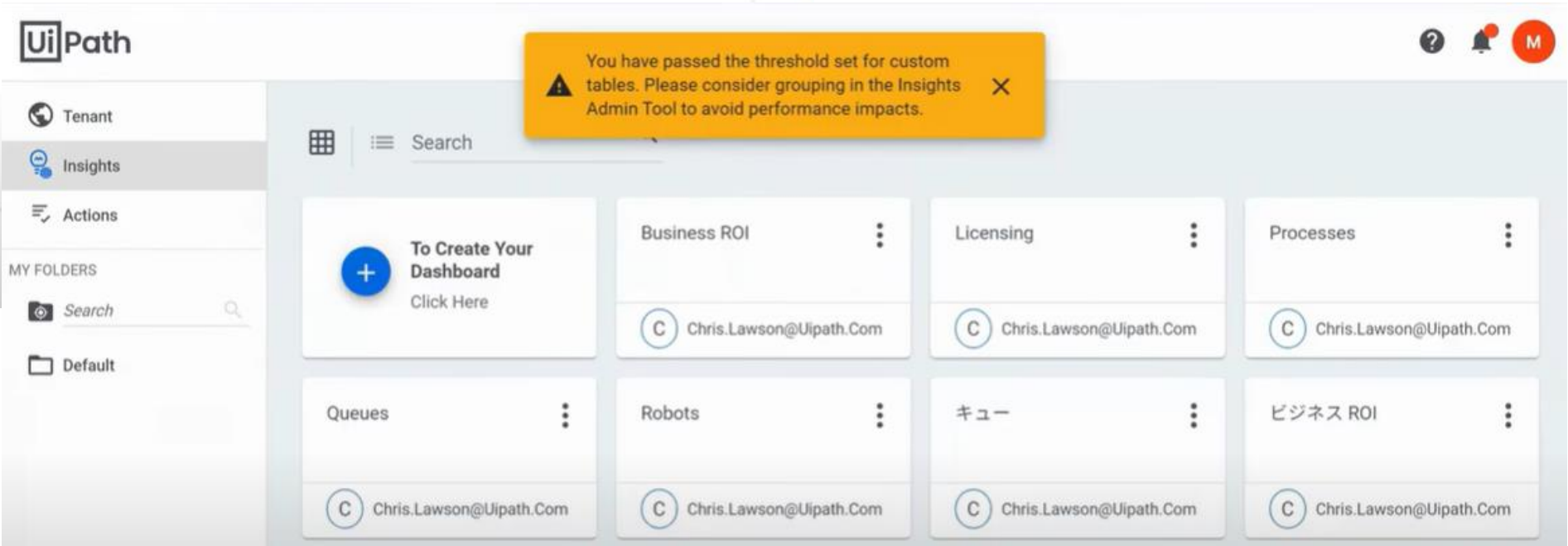
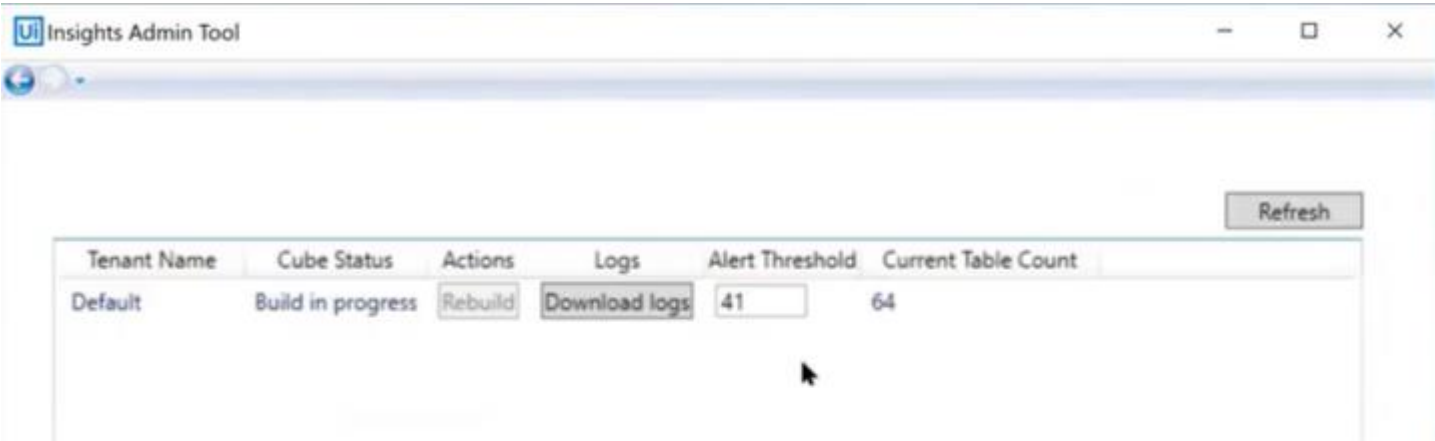
### Manage tables for Queues

Whitelisted	Folder Name	Queue Name	Grouped
<input checked="" type="checkbox"/>	Default	aTest	
<input checked="" type="checkbox"/>	Default	clQ	
<input checked="" type="checkbox"/>	Default	clQ4	
<input checked="" type="checkbox"/>	Default	ProcessQueue	
<input checked="" type="checkbox"/>	Default	Q1	
<input checked="" type="checkbox"/>	Default	Q10	
<input checked="" type="checkbox"/>	Default	Q13	
<input checked="" type="checkbox"/>	Default	Q2	
<input checked="" type="checkbox"/>	Default	Q3	

Submit

# Custom Table Management

- Custom table alert threshold



# Useful Resources







-  [Insider Preview](#)
-  [Trial UiPath](#)
-  [UiPath Forum](#)
-  [Academy](#)

# Q&A



# 2020.10 Launch Partner Tech Mastermind Sessions

Don't forget to register and attend the next session

Phase	Webinar Topics	Date
 Testing	<p>Explore the enhancements to RPA Testing, Application Testing and Test Manager.</p> <ul style="list-style-type: none"><li>• Support for custom fields and attachments</li><li>• Microsoft Azure DevOps connector</li><li>• Xray connector for Jira</li><li>• SAP Fiori support</li><li>• Synthetic Test Data Generator Activity and more...</li></ul>	<p><a href="#">Register now</a></p> <p>27th October 2020 at 10:00 am IST/12:30 pm SGT</p>
 AI/ML	<p>Manage and Scale with AI.</p> <ul style="list-style-type: none"><li>• AIFabric (multi-node support with MS Azure AKS, Docker EE, Integration with Data Manager and more)</li><li>• Document Understanding (UiPath Document OCR enhanced, automatic model retrain and more)</li></ul>	<p><a href="#">Register now</a></p> <p>28th October 2020 at 10:00 am IST/12:30 pm SGT</p>
 Cloud Services	<p>Start Instantly and Scale Faster with new and improved Automation Cloud, Insights and Orchestrator</p> <ul style="list-style-type: none"><li>• SOC 2 type 1 certification</li><li>• Cloud Robots on Azure and AWS</li><li>• Customer Table Monitoring and Management</li><li>• Enhanced modern folder and more</li></ul>	<p><a href="#">Register now</a></p> <p>2nd November 2020 at 10:00 am IST/12:30 pm SGT</p>
 Process Understanding	<p>Accelerate automation journey with Process Discovery with enhanced feature</p> <ul style="list-style-type: none"><li>• More deployment option (MSI)</li><li>• Action Centre and Robot Integration</li><li>• SAP Connectors and more</li></ul>	<p><a href="#">Register now</a></p> <p>3rd November 2020 at 10:00 am IST/12:30 pm SGT</p>
 Apps	<p>Get introduced to the low code application builder</p> <ul style="list-style-type: none"><li>• App Studio</li><li>• App Runtime user experience</li><li>• Single click deployment and more</li></ul>	<p><a href="#">Register now</a></p> <p>9th November 2020 at 10:00 am IST/12:30 pm SGT</p>
 Desktop Products	<p>Improve Productivity with smarter Robots for each persona. Deep dive into the enhanced feature of Studio Family and UiPath Assistance</p> <ul style="list-style-type: none"><li>• Modern UI Automation</li><li>• Unified Recorder</li><li>• Enhanced governance</li><li>• Customised input arguments and more</li></ul>	<p><a href="#">Register now</a></p> <p>12th November 2020 at 10:00 am IST/12:30 pm SGT</p>

