

The background is a solid orange color. It features several abstract geometric shapes: a large, light-orange circle in the top-left corner, a smaller light-orange circle in the bottom-left corner, and a light-orange rectangle in the bottom-right corner. The word "Forward" is written in a large, white, sans-serif font, followed by three vertical bars of increasing height.

**Forward |||**

# Meet your speaker



**Liji Kunnath**  
Principal Product Manager  
**UiPath**



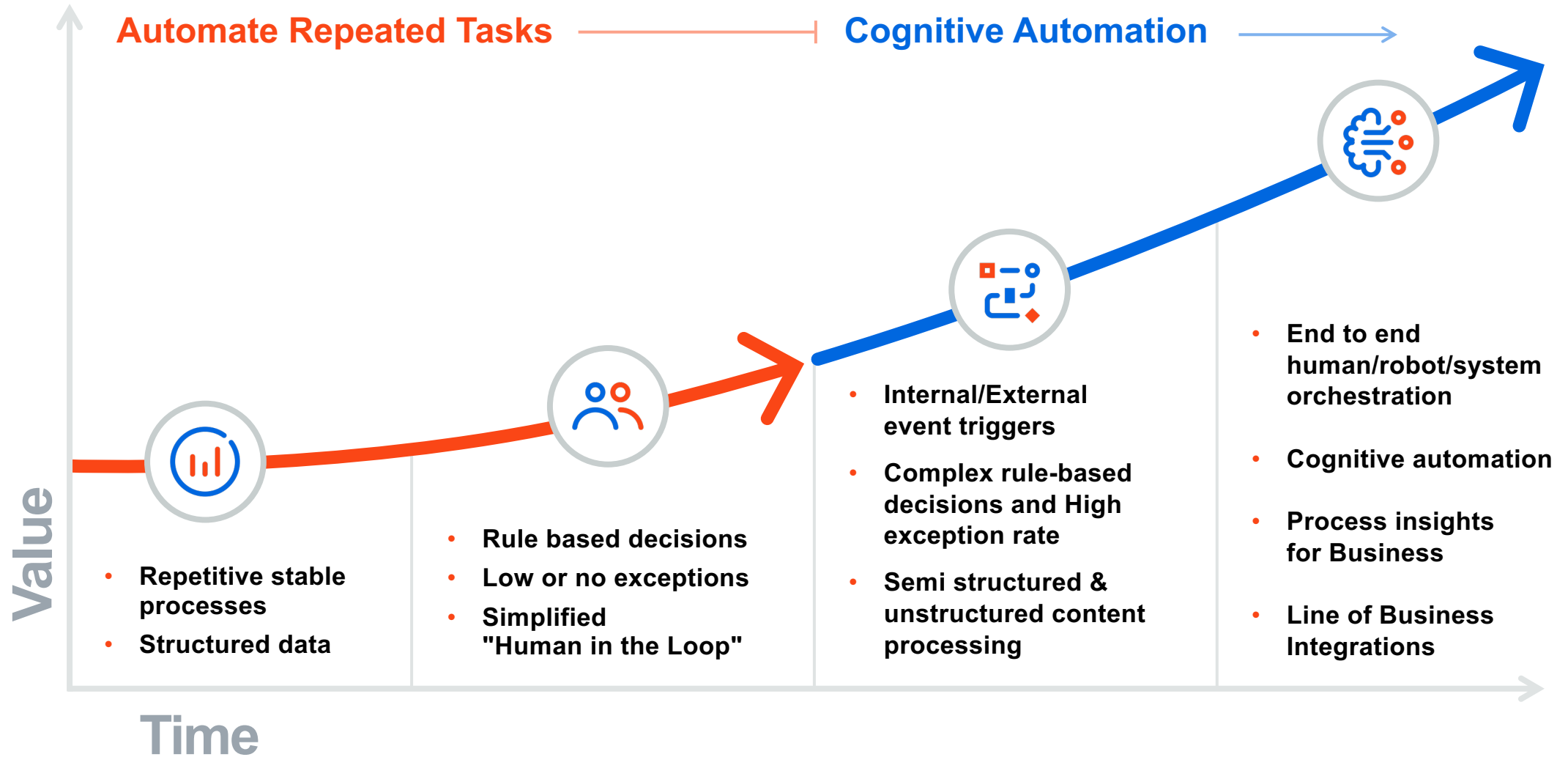
# Let's get Robots and Humans Talking

**Liji Kunnath**  
Principal Product Manager

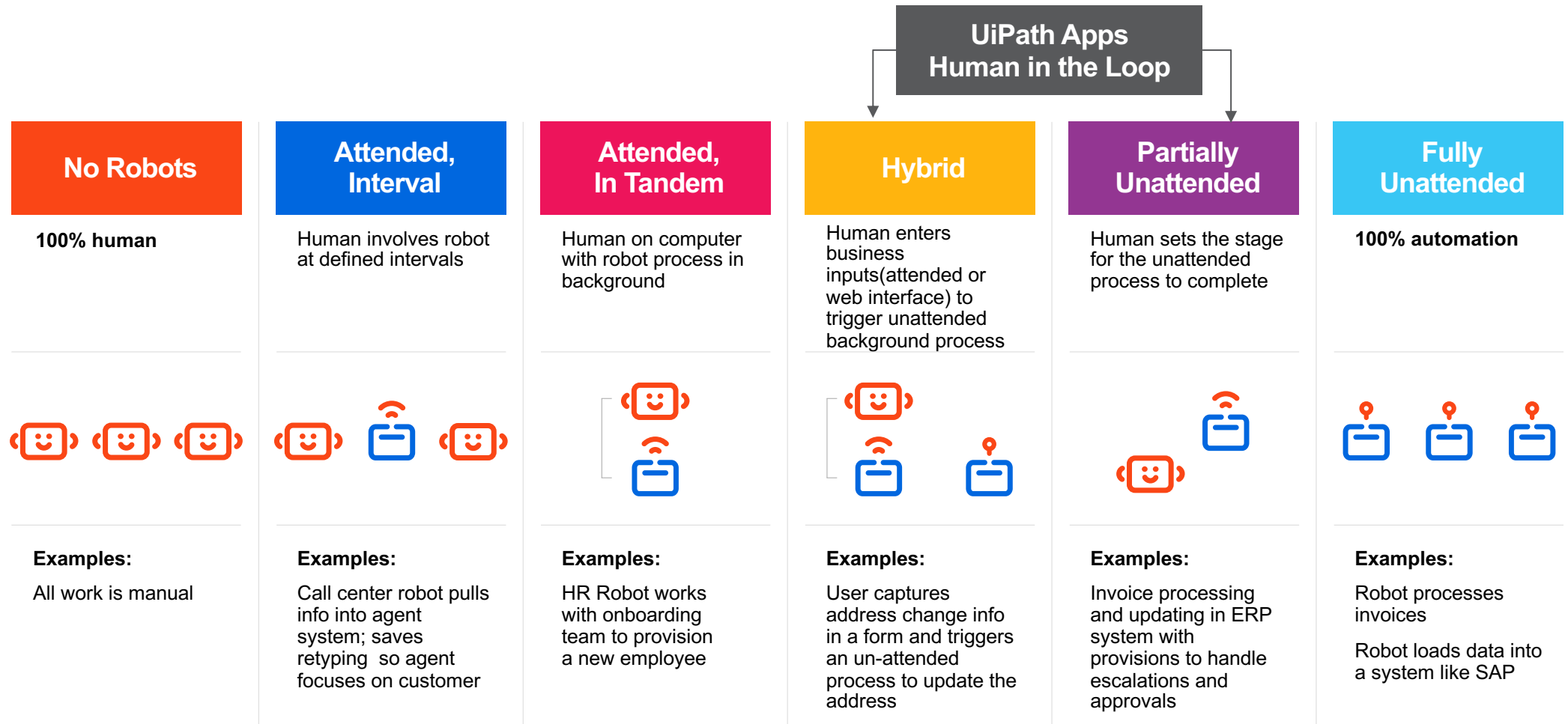


**Forward** |||

# Enterprise Automation Journey



# The Human-Robot Engagement Spectrum



Human



Attended Robot

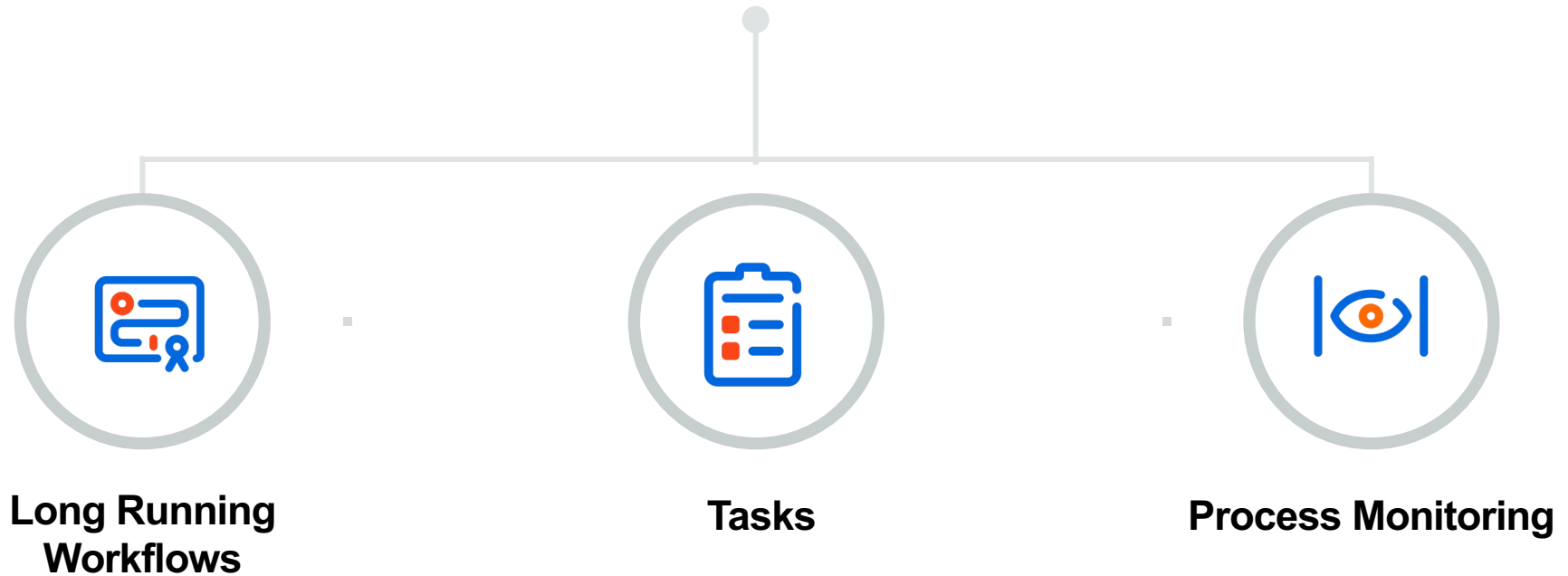


Unattended Robot

**Forward**

# UiPath Apps Overview

## Ui Apps



Forward

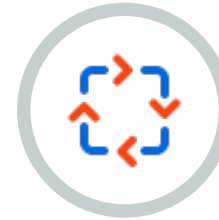


# Long Running Workflows


Easily automate end-to-end business processes



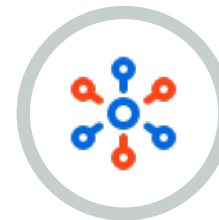
Native long running activities in Studio



Chain multiple processes, track the end-to-end workflow

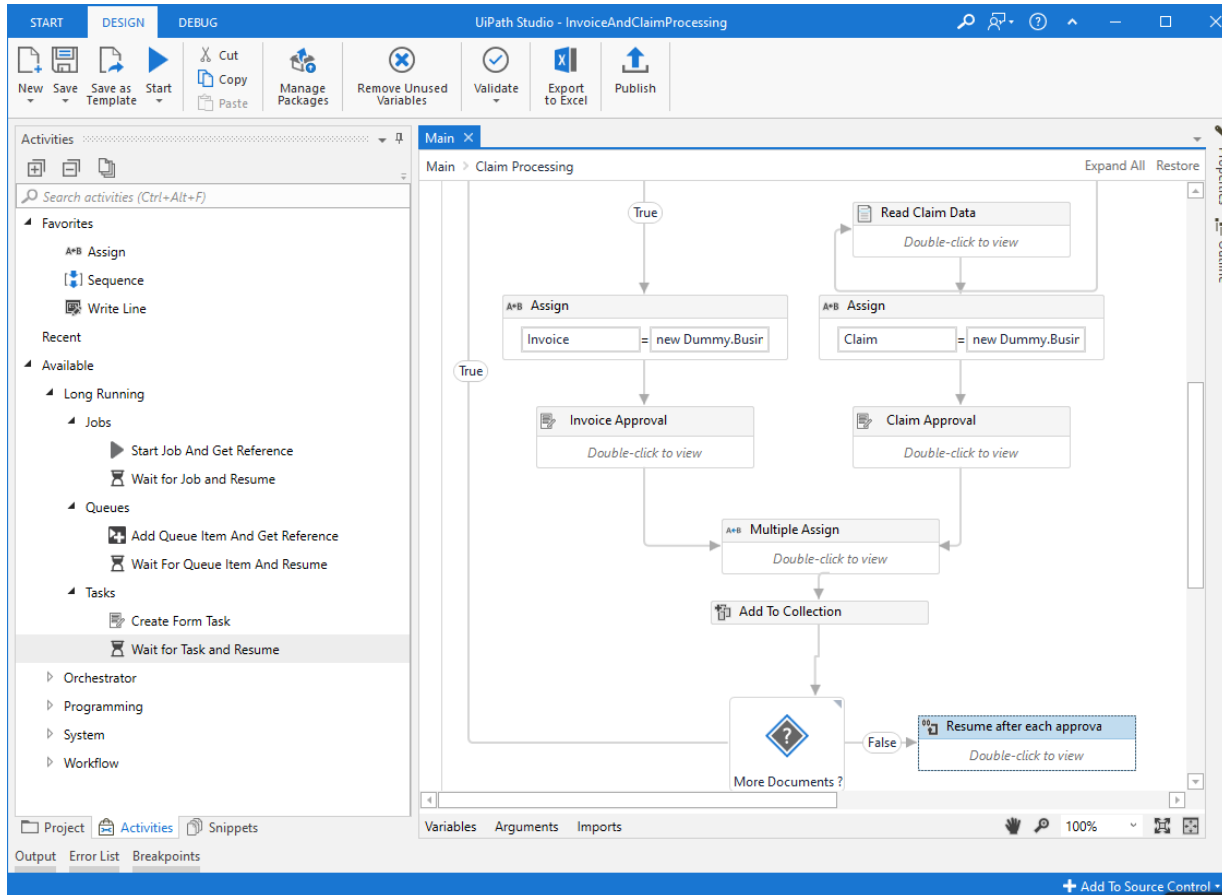


Resume jobs upon external and internal triggers by any available Robot



Centralized co-ordination of the state of long running workflow through Orchestrator

# Long Running Workflow Benefits



- Achieve high level of end-to-end business automation
- Wider range of processes can be automated
- Simplified compliance





# Tasks


Simplify collaboration with Robots through the Tasks Inbox



Centralized inbox accessible through web-based portal



Exception, validation, escalation, and approval handling by user



User Access management and Task assignment



Automated task creation by Robots and Resumption of long running workflows after human action is performed

# Tasks Benefits

The screenshot displays the UiPath Tasks interface. On the left, a sidebar contains navigation links for USERS, MACHINES, PACKAGES, MONITORING, ROBOTS, PROCESSES, JOBS, TRIGGERS, ASSETS, QUEUES, TASKS (highlighted), and TASK CATALOGS. The main area shows a table of tasks with columns for STATUS, PRIORITY, TASK ID, TITLE, CATALOG, CREATED, and ASSIGNED TO. The tasks are listed as follows:

STATUS	PRIORITY	TASK ID	TITLE	CATALOG	CREATED	ASSIGNED TO
UNASSIGNED	Critical	411	Validate Claim Data	High Value Claims	a minute ago	
UNASSIGNED	High	412	Invoice approval for Q3	High Value Invoice	a minute ago	
UNASSIGNED	Medium	409	Expense approval for M...	Default	2 minutes ago	
UNASSIGNED	Medium	410				
PENDING	Medium	393				
COMPLETED	Critical	352				
COMPLETED	Critical	364				
COMPLETED	Critical	367				
COMPLETED	Critical	374				
COMPLETED	High	353				

An overlay window titled "Task 411: Validate Claim Data" is shown, displaying a form for a claim. The form fields are:

- PolicyNumber: 123456789012345678901234567890
- PatientName: JOSEPH CRUZ
- PatientAddress: 5529 APRICOT STREET APT #123-878
- ClaimAmount: \$5000000
- Comments: (empty text area)

At the bottom of the form are two buttons: "Approve" (green) and "Reject" (red).

- Easy exception and escalation management
- Web and Mobile based access
- Seamless Robot-Human handoff
- Robots available for other automation jobs while humans take actions
- Rapid time to value



# End-to-end Process Monitoring

Gain process visibility  
across business silos



Monitor the long running  
workflow from start to finish as a  
single job

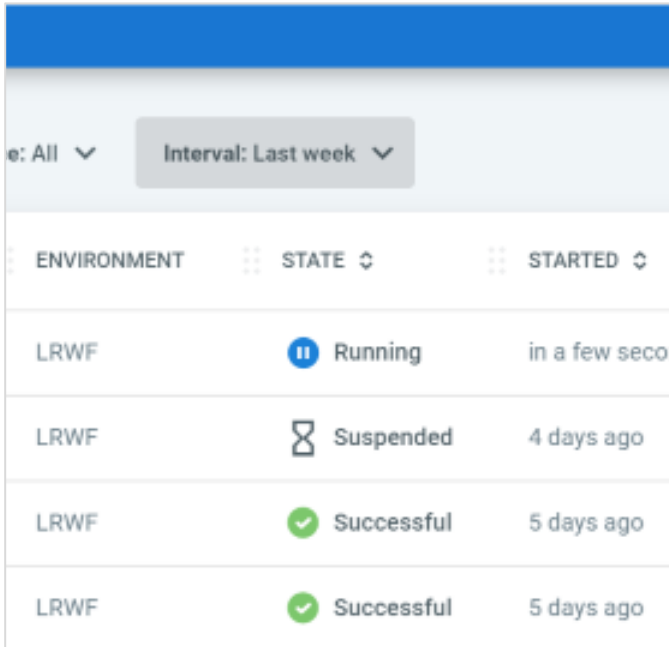


Consolidated view of the Robot logs



Process execution summary

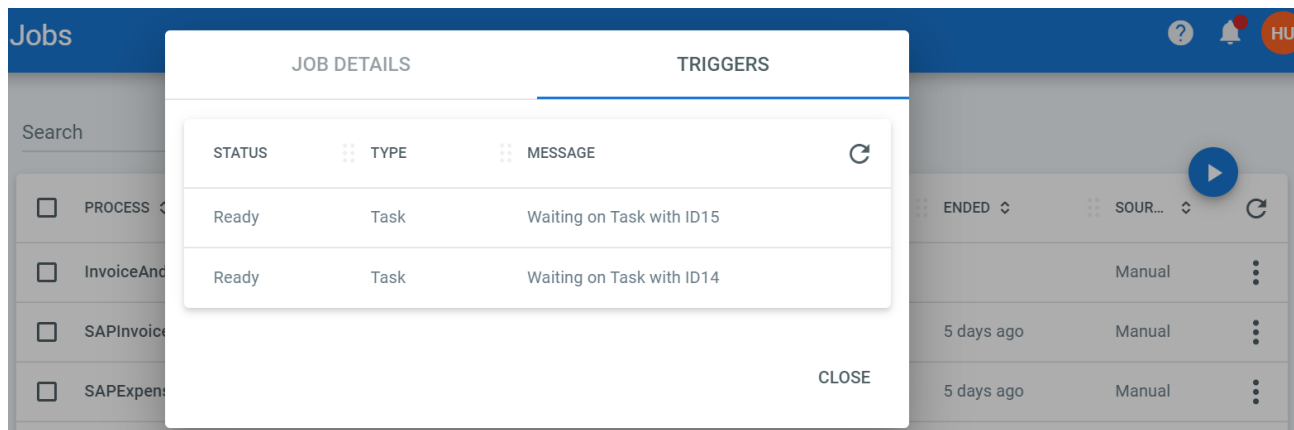
# Process Monitoring Benefits



Interval: Last week

ENVIRONMENT	STATE	STARTED
LRWF	Running	in a few seconds
LRWF	Suspended	4 days ago
LRWF	Successful	5 days ago
LRWF	Successful	5 days ago

- Attain end-to-end visibility of business processes
- Identify and handle resource bottlenecks, process issues



Jobs

Search

PROCESS

InvoiceAnd

SAPInvoice

SAPExpense

JOB DETAILS

TRIGGERS

STATUS	TYPE	MESSAGE
Ready	Task	Waiting on Task with ID15
Ready	Task	Waiting on Task with ID14

CLOSE

ENDED

SOUR...

Manual

5 days ago

Manual

5 days ago

Manual

Forward 

# UiPath Apps Demo



# Questions?

To explore more, come meet us at  
**Booth #4**

Contact:

**Liji Kunnath**

Principal Product Manager

Email:

**[liji.kunnath@uipath.com](mailto:liji.kunnath@uipath.com)**

Forward 



The background is a solid orange color. It features several abstract geometric shapes: a large, light-orange circle in the top-left corner, a smaller light-orange circle in the bottom-left corner, and a light-orange rectangle on the right side. The word "Forward" is written in a bold, white, sans-serif font, followed by three vertical light-gray bars.

**Forward** |||